

Being FEI Ready for 2022

WHAT YOU NEED TO DO TO BE READY


Checklist

- ▶ Which events are FEI – when do I need to be organized?
- ▶ What FEI Registrations do I need?
- ▶ What Passport do I need?
- ▶ How do I get a Passport?
- ▶ FEI HorseApp
 - ▶ Why do I need it?
 - ▶ What do I need to do it?
 - ▶ Other new FEI vet rules

FEI Events – which events are FEI?

- ▶ Where to find the National Calendar
- ▶ All FEI events are highlighted purple
- ▶ They are either short or long and you need to have your registrations sorted for both types of event
- ▶ In Victoria, the very first event of the 2022 season is an FEI event, so if you are competing in 2* or above you need to be FEI ready

Registration Requirements

- ▶ Who needs to be registered?
 - ▶ Any RIDER competing in an FEI class. (For eventing it is a CCI 2* or above)
 - ▶ Any HORSE competing in an FEI class. (For eventing it is a CCI 2* or above)
- ▶ If you need to check if you or your horse have current FEI Registration – you can check the FEI Database [HERE](#) If there is a  next to your name you have current registration.
- ▶ Ordering Online can be done [Here](#)

EA National or FEI Passport?

- ▶ What do I need?
 - ▶ If you are competing CCI2* CCI3* (In Australia, we do not run CCI 1*) you need a National Passport. You can order [Here](#) These cost \$80 + some admin and postage.
 - ▶ If you are competing at CCI4* or CCI5* you need an FEI Passport. You can order [Here](#) These cost \$390 + some admin and postage.
 - ▶ If the horse has been registered previously and has an FEI Passport you can use it for ANY level.
 - ▶ Reminder EA National and FEI Passports expire after 4 years – please check that your horse has a **VALID** Passport
- ▶ All NEW horse registrations that require an EA National or FEI Passport should allow a **three-week timeframe from ordering to completion**. This timeframe will involve receiving the passport, getting it filled in and sent back to EA for validation and returned to you.

What Do I Need To Do?

- ▶ Order the appropriate Passport and Pay
- ▶ A blank document will be posted to you
- ▶ You need a vet to complete the Papers
 - ▶ **Please make sure your vet completes the paperwork using the correct technique – including, how to correctly annotate markings, pen color and a stamp for the Vet Practice as incorrectly completed Passports may need to be returned.**
- ▶ Return the completed document to EA
- ▶ Validation will then be completed by EA and then posted back to you
- ▶ All NEW horse registrations that require an EA National or FEI Passport should allow a minimum **three-week timeframe from ordering to completion**. This timeframe will involve receiving the passport, getting it filled in and sent back to EA for validation and returned to you. Don't forget Christmas shut down!!

FEI HorseApp

- ▶ Why do I need it?

- ▶ Article No. 1031 – Examination on arrival

*3. d) ensure an FEI Equine Health Self-Certification form has been completed in the FEI HorseApp for each Horse entering the FEI Stables Area and that the Horse's rectal temperature has been recorded in the FEI HorseApp twice daily for 3 days prior to the Horse's arrival at the Event; (*note: 3 days prior does not include day of arrival)*

and

- ▶ Article No. 1029 – Biosecurity at FEI Events

2. While Horses are present on the Event venue, their rectal temperature must be taken at least twice daily and recorded by the Person Responsible using the FEI HorseApp. Any change in the health status of the Horse should be immediately reported to the Vet Delegate.

FEI HorseApp

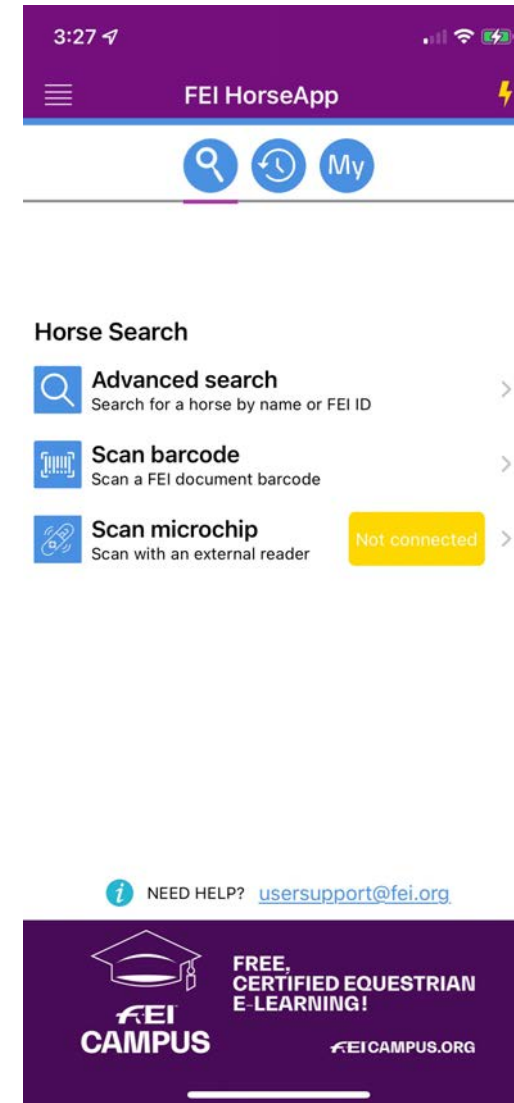
- ▶ Where do I get it?
 - ▶ The FEI HorseApp has been designed to allow multiple users and can be downloaded from the Apple App Store or Google Play
- ▶ The FEI HorseApp contains various modules to manage FEI Horses, including traceability features and monitoring of horse health at FEI Events.
- ▶ The FEI HorseApp is available for Athletes, National Federations, Veterinarians, Grooms, Owners, Trainers and Organising Committees.

FEI HorseApp

- ▶ What happens if I don't comply?
 - ▶ To put it bluntly – you will be warned, fined, eliminated, horse blocked in the FEI Database for 10 days – so you are unable to enter an FEI event, horse blocked in the FEI Database for 1 month – so you are unable to enter an FEI event.
 - ▶ Entering false registration of rectal temperature prior to the arrival at the event – will mean the Athlete reported to FEI HQ for possible further disciplinary action.
- ▶ All sanctions can be found [HERE](#)
- ▶ A groom/support person is able to enter the data for your horse - but they should have the FEI HorseApp and register as a groom. As the rider – you are responsible if the accurate recording of each horse's temperature.

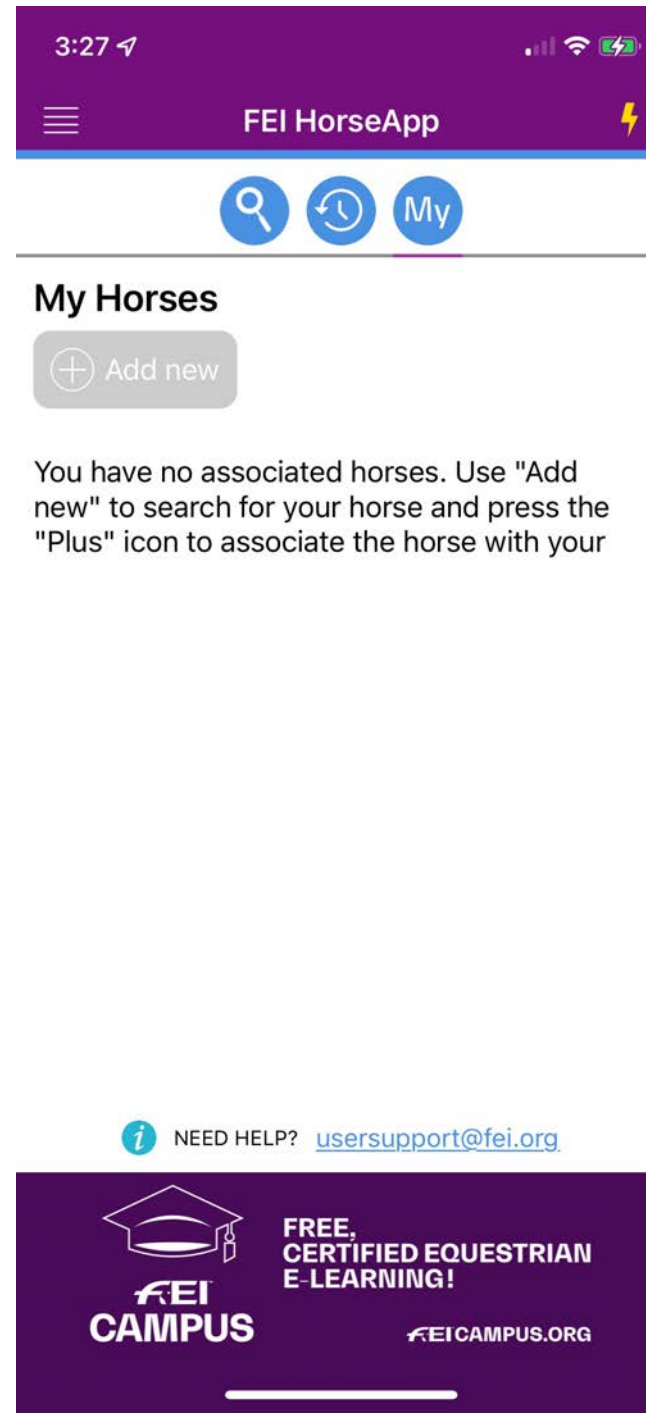
FEI HorseApp

- ▶ What it looks like



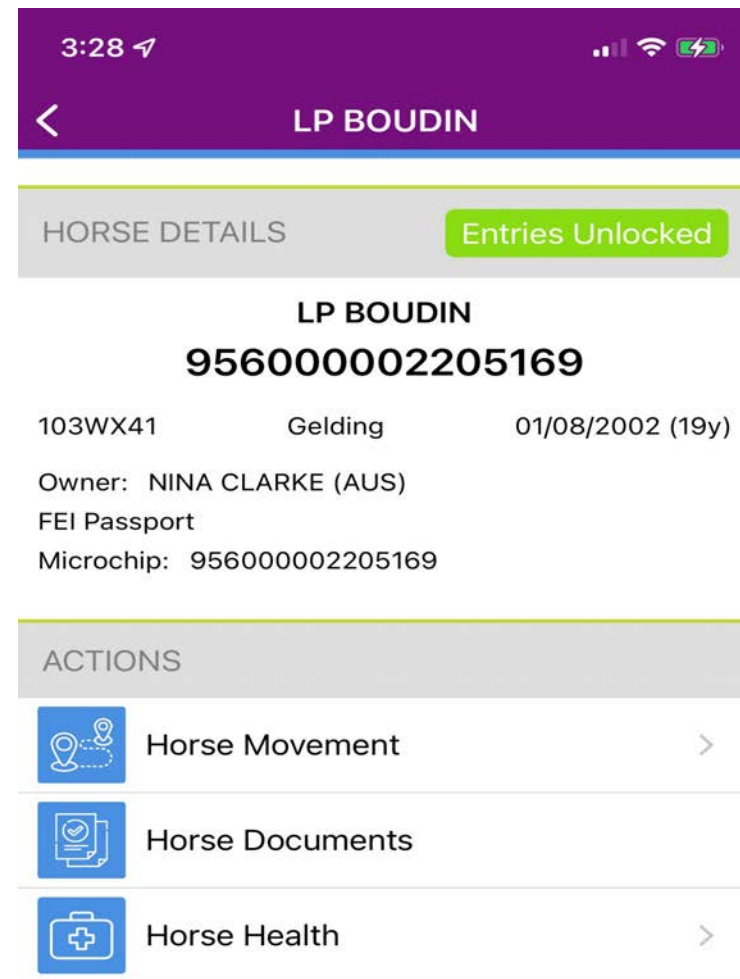
FEI HorseApp

- ▶ What it looks like



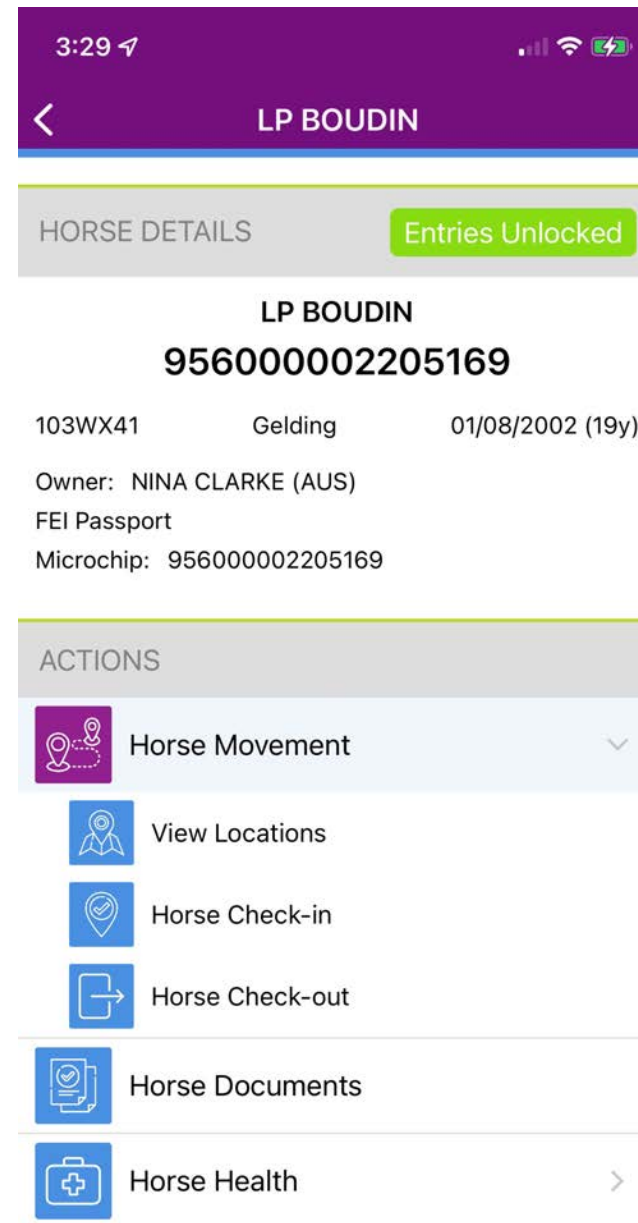
FEI HorseApp

- ▶ What it looks like



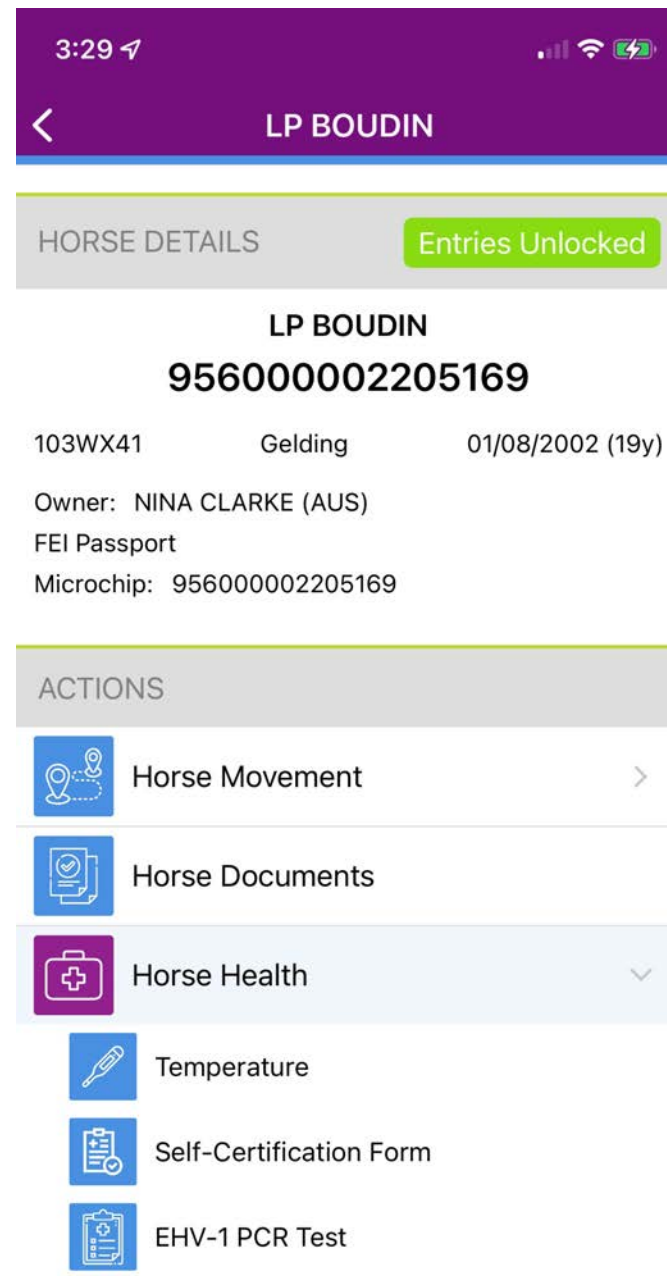
FEI HorseApp

- ▶ What it looks like



FEI HorseApp

- ▶ What it looks like



FEI HorseApp

- ▶ Here is a link to the How To on the FEI site

- [How to log in to the FEI HorseApp](#)
- [How to enter Horse Temps on the FEI HorseApp](#)
- [How to Manage My Horses on the FEI HorseApp](#)
- [How to Register a Groom](#)

There is lots more info on the How To area of the FEI website.

Thermometers

- ▶ Get Rapid Read Thermometers – these are able to read a rectal temperature much more quickly than those found in the supermarket.
- ▶ They can be found online and are between \$12-20
- ▶ Have a few and have them in strategic places – car, float/truck, tackroom, feedroom.
- ▶ Make sure you lubricate before use (eg Vaseline, saliva if you have nothing else)
- ▶ How to take a horse's temperature
- ▶ Make sure you clean the thermometer thoroughly after use

Yarding/Stabling at CCI4*-S

- ▶ CCI4*- S events that run over more than one day – require horses to be stabled/yarded in a designated area
- ▶ This area will be monitored by Stewards
- ▶ Only authorized persons are allowed within the designated area
- ▶ Event organisers will try to keep additional horses of 4* riders as close to this area as possible