



## **EA NCAS Vaulting Fact Sheet**

The purpose of this document is to assist people wishing to achieve their vaulting coach accreditation in order to safely and effectively train individuals or teams in equestrian vaulting.

Some of the many benefits of becoming an EA NCAS Vaulting Coach include;

- Training in coaching techniques to enable effective learning to occur
- Training in safe coaching practices
- Access to experienced coaches
- Access to affordable insurance
- To gain knowledge in your chosen field
- To add vaulting to your existing riding program
- Access to coach development
- Provide a career pathway

### **Equestrian Australia National Coaching Accreditation Scheme – Introductory Vaulting Coach / Level 1 Vaulting Coach**

#### **How To Attain Accreditation**

Firstly the EA Websites; both National [www.equestrian.org.au](http://www.equestrian.org.au) and State websites i.e. [www.efansw.com.au](http://www.efansw.com.au) have an abundance of information for the coach candidate and all workbooks are available from the National Office.



## Introductory Vaulting Coach; for those candidates with no previous vaulting coach qualifications:



To commence your training you will need to read the Course Overview, and Information Pack on the EA National Website. FAQ also available. Then:

1. Purchase the course material from Equestrian Australia, this enables you to be taught by an EA Coach Educator. The workbook remains current for four years. Workbook costs are outlined on the order form.

For example:

- if you are undertaking the Introductory Vaulting Coach course, order the Introductory Coach workbook and tick Vaulting (order code C122) ) from the order form under the tab headed EA Coaching Resource Order Form.
2. Find an EA Coach Educator and an EA Level 2 Vaulting Coach to provide the training and assessment necessary to achieve accreditation. Contact details can be found on the EA websites under “search” menu. Learning is self based under the EA system and candidates are encouraged to gain knowledge from many sources including books, EA coaches, vaulters, and industry experts such as farriers, veterinarians, dentists and EA officials.
  3. Access to the compulsory texts and recommended reading. You will need access to vaulting specific texts as well as horse management such as;





4. The Introductory Horse Management Workbook and the Introductory Vaulting Coach Workbook have several core components and include course outlines, learning guides, assessment tasks and activity slips to be signed off. **If you already have the Introductory Horse Management Certificate, then you are only required to complete the vaulting specific components of the horse management tasks.**
5. The Introductory Coach Workbook outlines who is permitted to sign off each activity slip.
6. Prior to undertaking the Introductory Coaching tasks, you must:
  - obtain your first aid certificate
  - complete the ASC Beginning Coaching Course via workbook or internet
  - become an EA member
  - ensure you are covered by insurance, this may be purchased from EA or through a broker, or if you are employed at a riding school it may be part of your employment, in this event a Certificate of Currency will need to be provided to EA.
  - attend an Introductory Coach Course with an EA Coach Educator, also known as the Two Day Face to Face Workshop. You will need to get the pre-requisite activity slip signed off in your coaching workbook.
7. Once you have completed the Introductory Coach Workshop, you can practice coaching and complete the coaching assessment tasks. It is recommended that each lesson plan is practiced five times to ensure that all the elements are addressed prior to sitting assessment, some of these

could be with a coach educator, or if distance is an issue then a video of these practice lessons can be forwarded to Coach Educators for feedback prior to sitting for an assessment.

8. Once you have completed all of your coaching tasks, send copies of all of your signed assessment task slips to EA National after which you will be sent a coach registration pack to complete your registration. This will enable you to be registered with the Australian Sports Commission as an EA NCAS Introductory Vaulting Coach.

**Level One Vaulting Coach;** for those candidates who hold an Introductory Vaulting Coach Accreditation:

1. Purchase the course material from EA. Costs are outlined on the order form, under the tab headed EA Coaching Resource Order Form.
2. Undertake the tasks as outlined in the Workbook. Identify a network of Coach Educators to assist in the completion of these activities.
3. Complete Activity Slips with existing EA NCAS L2V/Coaches
4. Send copies of all of your signed assessment task slips to EA National Office, after which you will be sent and Official Lungeing for Vaulting Certificate.

### **How To Maintain Accreditation**

Each year registered coaches will be sent a renewal pack outlining requirements for maintaining accreditation. Every two years a current coach is required to attend an EA Update Course.

Introductory Coaches who have not proceeded to Level One are required to attend a full Two Day Workshop every two years in order to maintain their Introductory Coach Accreditation.